

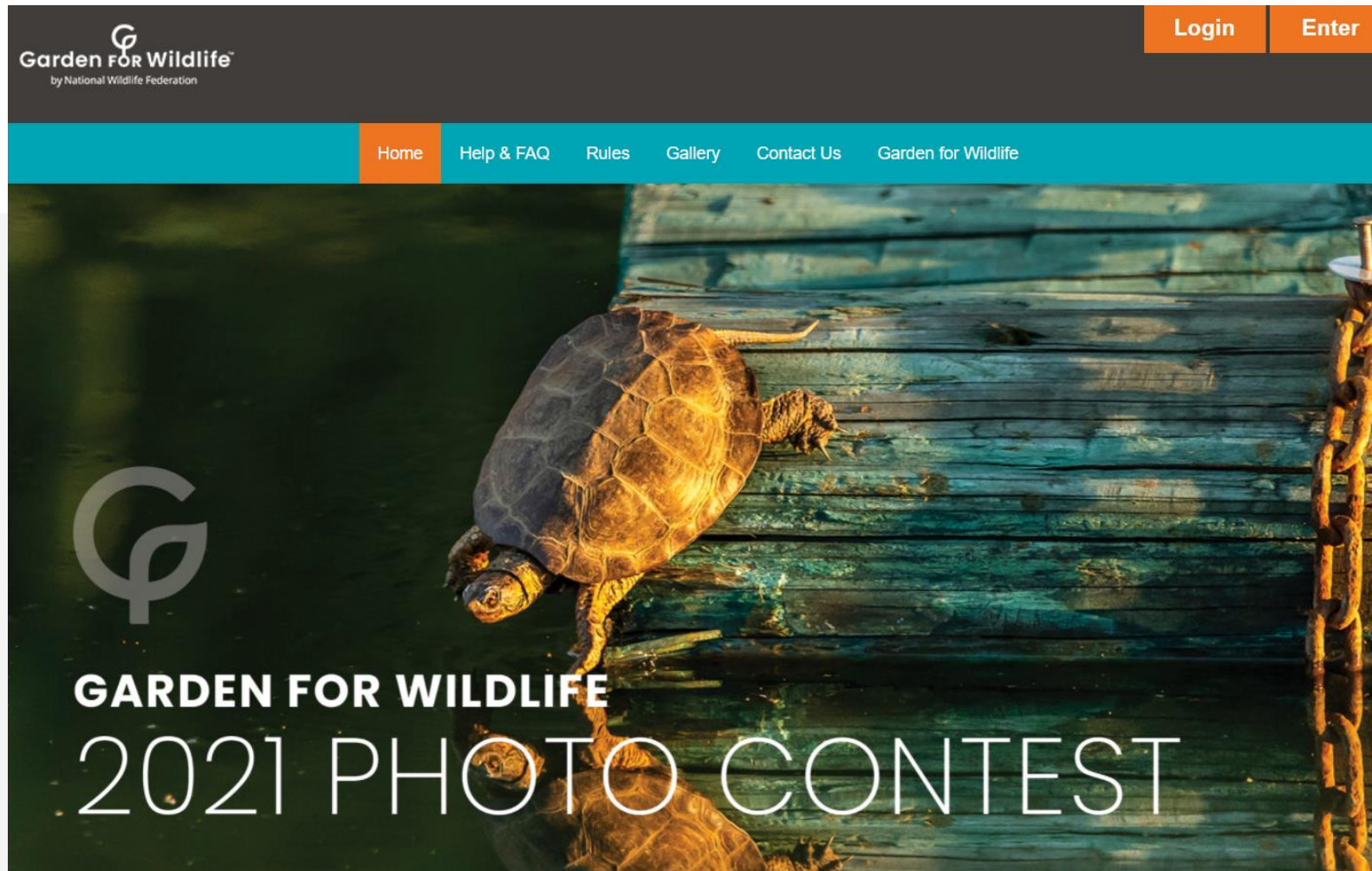


GARDEN FOR WILDLIFE

2021 PHOTO CONTEST

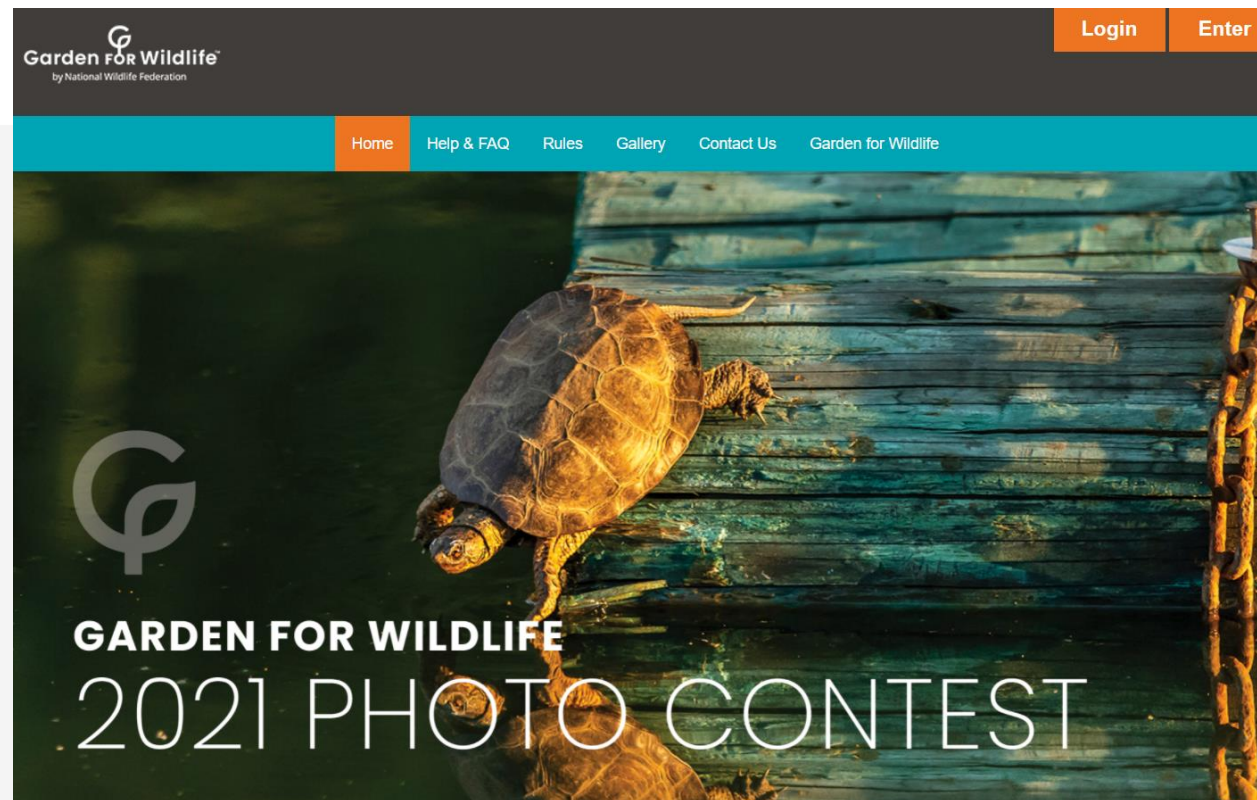
**HOW TO ENTER
STEP BY STEP GUIDE**

Go to: gfwphotocontest.nwf.org



All entrants must enter for a Garden for Wildlife 2021 Photo Contest account by pressing the Enter tab.

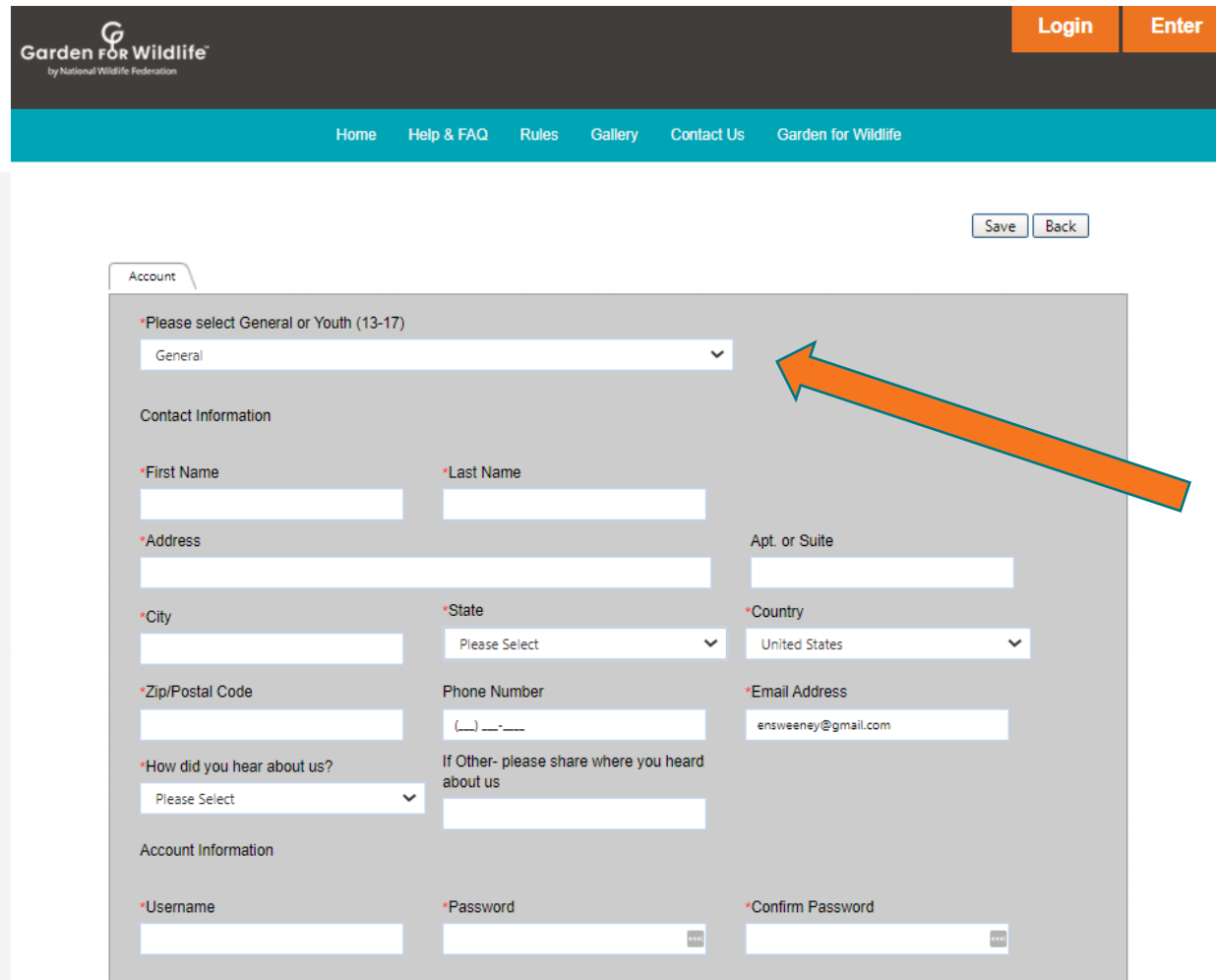
If you have already created an account for the 2021 contest, press the Login tab.



*If you have a previous Garden for Wildlife or National Wildlife Federation Photo Contest account a new account must be created.



To begin your registration, first select *General Entrant* or *Youth Entrant* from the drop down menu.



The screenshot shows the registration page for Garden for Wildlife. At the top, there is a dark header with the logo and 'by National Wildlife Federation'. To the right of the logo are 'Login' and 'Enter' buttons. Below the header is a teal navigation bar with links for Home, Help & FAQ, Rules, Gallery, Contact Us, and Garden for Wildlife. The main content area is a registration form with a 'Save' and 'Back' button at the top right. The form is titled 'Account' and has a dropdown menu at the top with the instruction '*Please select General or Youth (13-17)'. The dropdown menu is currently set to 'General', and an orange arrow points to it. Below this are sections for 'Contact Information' and 'Account Information'. The 'Contact Information' section includes fields for First Name, Last Name, Address, Apt. or Suite, City, State, Country, Zip/Postal Code, Phone Number, and Email Address. The 'Account Information' section includes fields for Username, Password, and Confirm Password. A 'How did you hear about us?' dropdown menu is also present.

Save Back

Account

*Please select General or Youth (13-17)
General

Contact Information

*First Name
[Text Input]

*Last Name
[Text Input]

*Address
[Text Input]

Apt. or Suite
[Text Input]

*City
[Text Input]

*State
Please Select

*Country
United States

*Zip/Postal Code
[Text Input]

Phone Number
[Text Input]

*Email Address
ensweeney@gmail.com

*How did you hear about us?
Please Select

If Other- please share where you heard about us
[Text Input]

Account Information

*Username
[Text Input]

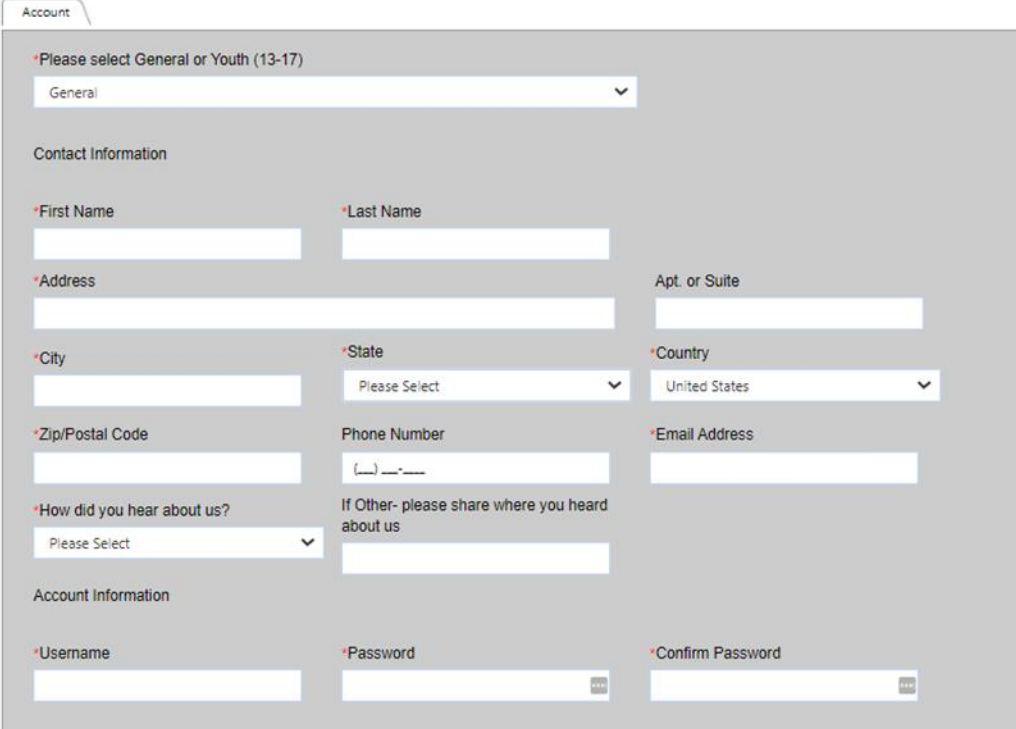
*Password
[Text Input]

*Confirm Password
[Text Input]



General account registration form

Be sure to fill out all required fields, marked with a red asterisk*



The screenshot shows a registration form titled "Account" with the following fields and sections:

- Account Type:** A dropdown menu with "General" selected. A red asterisk is next to the label "Please select General or Youth (13-17)".
- Contact Information:**
 - *First Name** and ***Last Name**: Text input fields.
 - *Address**: Text input field.
 - Apt. or Suite**: Text input field.
 - *City**: Text input field.
 - *State**: Dropdown menu with "Please Select" selected.
 - *Country**: Dropdown menu with "United States" selected.
 - *Zip/Postal Code**: Text input field.
 - Phone Number**: Text input field with a mask "() - - -".
 - *Email Address**: Text input field.
 - *How did you hear about us?**: Dropdown menu with "Please Select" selected.
 - If Other- please share where you heard about us**: Text input field.
- Account Information:**
 - *Username**: Text input field.
 - *Password**: Text input field with a toggle for visibility.
 - *Confirm Password**: Text input field with a toggle for visibility.

After creating an account, you will receive an email to confirm your registration.



Youth account registration form

Be sure to fill out all required fields, marked with a red asterisk*
Remember to include your child's name and age in the "Youth" fields at the bottom.

Account

*Please select General or Youth (13-17)
Youth

Contact Information

*First Name
*Last Name

*Address
Apt. or Suite

*City
*State
*Country

*Zip/Postal Code
Phone Number
*Email Address

*How did you hear about us?
Please Select
If Other- please share where you heard about us

Account Information

*Username
*Password
*Confirm Password

* I am the parent/guardian and agree to the collection of data of my minor child and agree to these rules on behalf of my minor child.

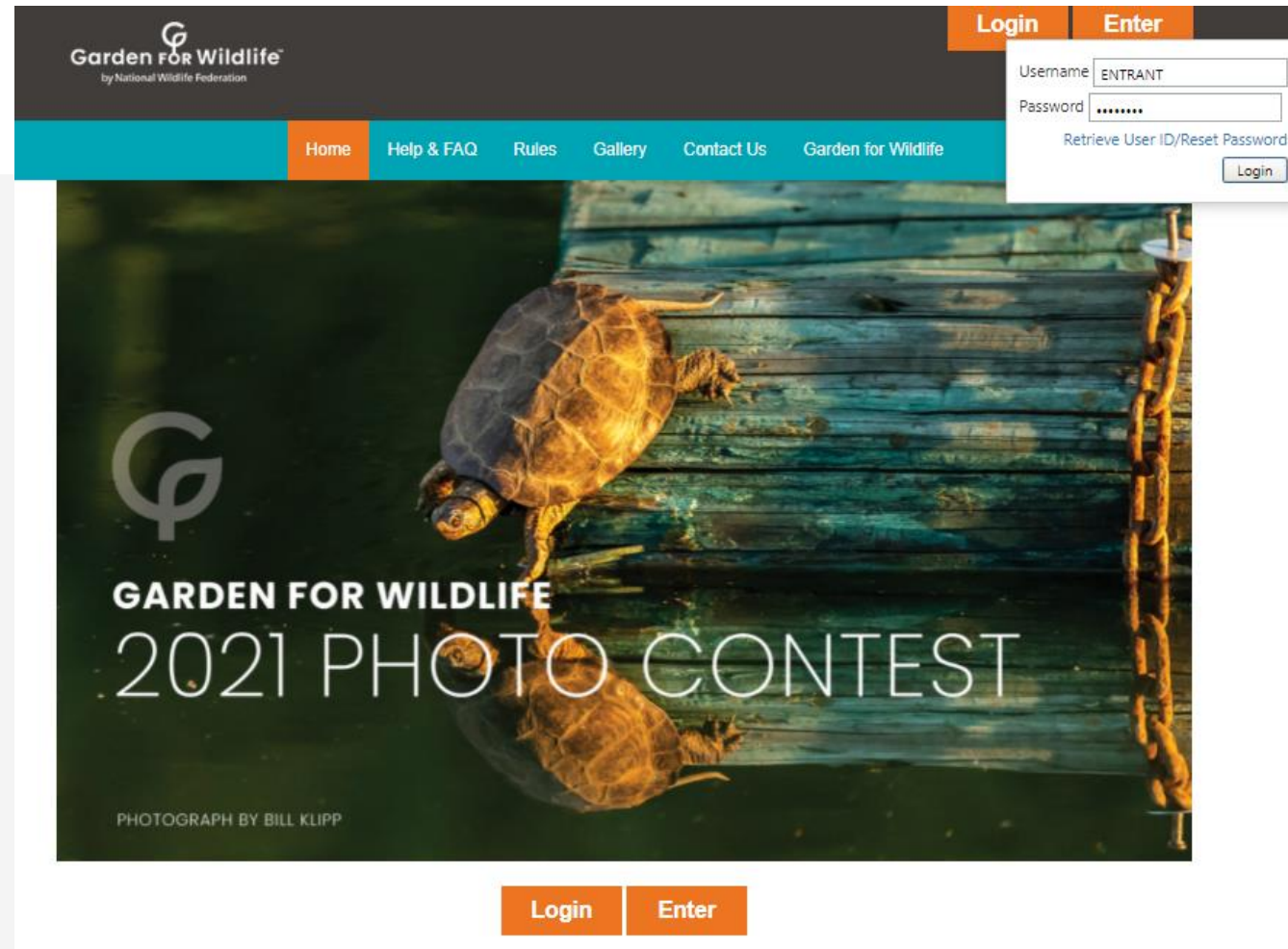
Youth First Name
Youth Last Name
Youth Age

* By uploading my photo(s), I acknowledge that I am 18 years old and agree to the Official Rules of the Photo Contest.

After creating an account, you will receive an email to confirm your registration.



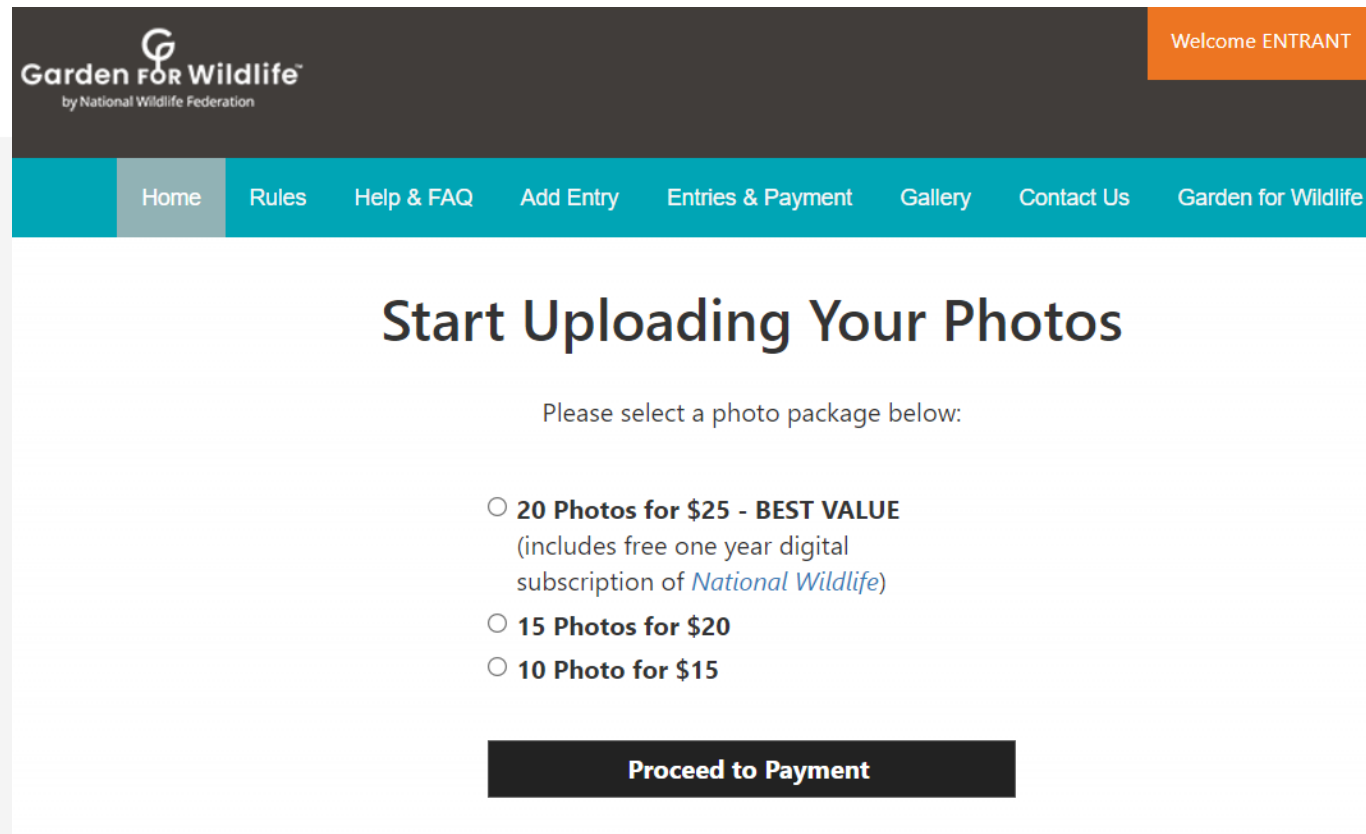
To login to your account, fill in your Username and Password when you entered and press Login.



The screenshot displays the Garden for Wildlife website interface. At the top left is the logo "Garden for Wildlife by National Wildlife Federation". To the right are "Login" and "Enter" buttons. Below the logo is a navigation menu with "Home", "Help & FAQ", "Rules", "Gallery", "Contact Us", and "Garden for Wildlife". A login form is overlaid on the right side, containing fields for "Username" (with the value "ENTRANT") and "Password" (with masked characters "*****"). Below these fields are links for "Retrieve User ID/Reset Password" and a "Login" button. An orange arrow points from the right towards the login form. The main content area features a large banner image of a turtle on a wooden log with the text "GARDEN FOR WILDLIFE 2021 PHOTO CONTEST" and "PHOTOGRAPH BY BILL KLIPP". At the bottom of the page are "Login" and "Enter" buttons.



You have three photo-entry packages to choose from depending on the number of photos you would like to enter.



The screenshot shows the Garden for Wildlife website interface. At the top left is the logo for Garden for Wildlife by National Wildlife Federation. At the top right, a dark grey bar contains the text "Welcome ENTRANT" in white. Below this is a teal navigation bar with links for Home, Rules, Help & FAQ, Add Entry, Entries & Payment, Gallery, Contact Us, and Garden for Wildlife. The main content area has a white background with the heading "Start Uploading Your Photos" in bold black text. Below the heading is the instruction "Please select a photo package below:" followed by three radio button options: "20 Photos for \$25 - BEST VALUE (includes free one year digital subscription of *National Wildlife*)", "15 Photos for \$20", and "10 Photo for \$15". At the bottom of the options is a black button with the text "Proceed to Payment" in white.

Garden FOR Wildlife[™]
by National Wildlife Federation

Welcome ENTRANT

Home Rules Help & FAQ Add Entry Entries & Payment Gallery Contact Us Garden for Wildlife

Start Uploading Your Photos

Please select a photo package below:

- 20 Photos for \$25 - BEST VALUE**
(includes free one year digital subscription of *National Wildlife*)
- 15 Photos for \$20**
- 10 Photo for \$15**

Proceed to Payment



Payment Page

Fill out and submit your payment information.

That is it! You are now ready to start submitting photos to the 2020 photo contest.

CHECKOUT & PAY

Billing Information:

*First Name:

*Last Name:

Company Name:

*Address 1:

Address 2 :

*City:

*State:

*Postal Code:

*Country:

*Email:

Phone:

Amount Payable:

\$15.00

Promo Code:

APPLY

Choose Payment Method :



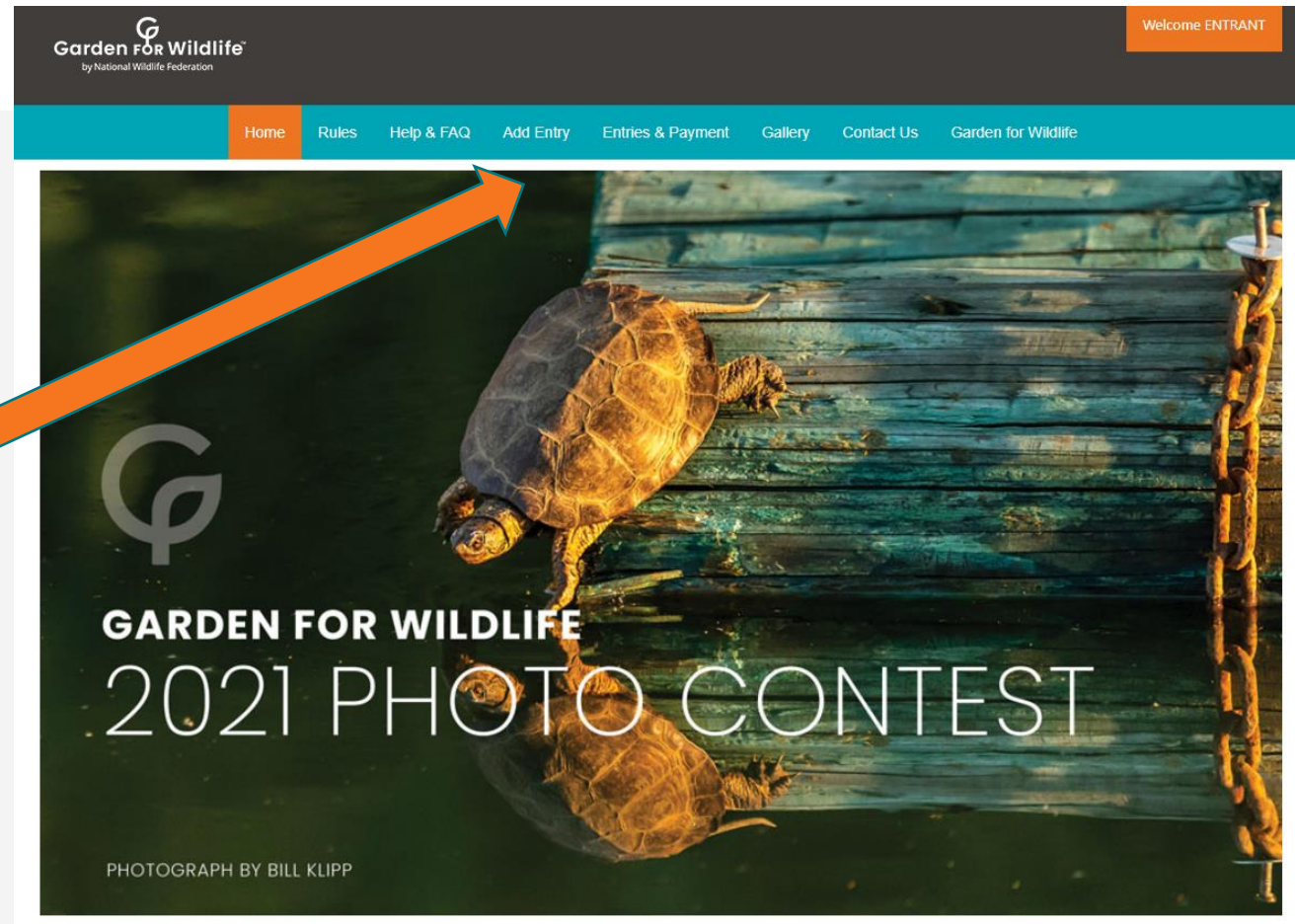
Check out with

You will receive an email to confirm your payment.



Entering Photos

Click on the “Add Entry” button to begin adding photos to your account



Start with “Photo Subject” and select a contest category for each photo entry.

Click on “save” button to proceed to next steps.



This year's contest is comprised of five different categories:

- **People in the Wildlife Garden:** People of all ages observing wildlife, planting habitat, enjoying the habitat garden and participating in sustainable practices. (Includes portraits in your garden, working in the garden, kids in the garden).
- **Certified Wildlife Habitat Landscapes:** Includes one or more of the habitat elements listed below:
 - Food – i.e. native plants, nectar providing plants for pollinators, berries, nuts, seeds, artificial feeders such as bird or hummingbird feeders, and more.
 - Water – i.e. backyard ponds, water garden, bird baths, and puddling dishes, and more.
 - Cover – i.e. native plants, wooded area, evergreens, meadows, prairies, and ground cover, toad abodes, and roasting boxes, rock and brush piles and more.
 - Places to Raise Young – i.e. mature trees, meadows and prairies, wetland, host plants, dead trees or snags, dense shrubs and thickets, and more.
 - Sustainable gardening – riparian buffers, ground cover, terraces, rain gardens, use of native plants, reduced lawns, composting, rain barrels, and more.
 - Certified Wildlife Habitat sign – photos of the sign in wildlife habitat garden landscapes, with native plants, or with wildlife. Please do not submit photos of sign without other garden elements or wildlife included. *Bonus points awarded to photos including a sign.*
- **Wildlife Observations Where People Live, Work, Play, Learn and Worship:** Portraits and behavior of wildlife in your wildlife habitat. Examples: birds, butterflies, native bees and other pollinators, small mammals, amphibians.
- **Close-up Native Plants and their wildlife visitors.** Close up photos of native plants that provide, food, cover, or places for wildlife to raise young.
- **Young Habitat Photographers.** Photos taken by photographers ages 13-17. **ONLY available to youth registrants.*

Looking to go back and review or edit your existing entries? Click on the “**Entries & Payment**” tab from the menu.

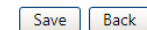
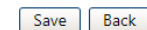


Photo Details

*Photo Subject (describe)

*Category

Please Select



Fill out the photo information for each image.

Fill out all the required fields marked with a **red asterisk***. Be accurate with image description, it can not be changed after its submitted.

Click “Select” to select a photo from your computer or mobile device.

Would you like to donate your photo to NWF?

After you image is uploaded, click “Submit Entry” to submit this photo.

The screenshot shows a 'Photo Details' form with the following sections:

- Photo Subject (describe)**: A text input field containing 'Turtle Example'.
- Category**: A dropdown menu showing 'Certified Wildlife Habitat Landscapes'.
- When was this image taken? (Please state month or time of year)**: A text input field with the placeholder 'season, month, year'.
- Where was this photo taken? (Please specify city, state, country, etc.)**: A text input field with the placeholder 'Where photo was taken.'
- Photo Story (please include garden clubs and affiliations)**: A large text area with the placeholder 'Information about your photo goes here.'
- Camera Equipment**: A text input field with the placeholder 'Your camera equipment'.
- Specify Digital Alterations**: A large text area with the placeholder 'Any alterations made to your photo.'
- Upload Photo here**: A section containing a photo thumbnail, the text 'JPG, 1.23 MB', and a '4-Wildlife Observed-1004900 Bill Klipp' label.
- Donation Consent**: A section with the text 'I wish to donate my image to the National Wildlife Federation (please select Yes or No) then save.' and radio buttons for 'Yes' and 'No'. Below it is a checked checkbox for 'I have read and agreed to the photo donation terms as set forth in Section 15 of the Official Rules, and I understand how my donated images may be used to help NWF.'
- Buttons**: A 'Save' button at the bottom left, and 'Submit Entry' and 'Back' buttons at the bottom right.

Three orange arrows point from the text on the left to the 'Upload Photo here' section, the donation consent section, and the 'Save' button.



Edit Entries page

Click on “Add Entry” to add more images.

Entered images can be reviewed in the “Entries & Payment” page.

Status:

Completed - images uploaded but not submitted

Accepted - images have been submitted

Incomplete - something is missing

Your 2021 Garden for Wildlife™ Photo Contest Entries Page

Here are a few tips that can help you with the entry process:

1. To add a new entry, click on the 'Add Entry' button, fill out the photo subject and select a photo contest category, and click 'Save'. (If you did not already pay the entry fee during the registration process, you will be prompted to purchase a photo-entry package. Additional packages may also be purchased, there is no limit on the total number of images allowed.)
2. To edit an existing entry or review your submissions, scroll down on this page to your entry list. To edit draft entry forms, click on the image's 'Entry Title' or the corresponding pencil icon. To replace an image you don't want, and it has not been submitted, click on the entry title to replace it with a new description and upload a new image.
3. To complete your submission form, all required information fields (denoted by a red asterisk*) for each image must be filled out before you can submit your entry to be judged. If the required information has not been completed, the corresponding missing fields will be displayed. Click the image's status then click on the field name to be taken to the co-field to complete the form. **Do not click submit until you are completely done with your entry. Accepted entries cannot be edited.**
4. To submit an entry for judging, click on the 'Submit' button. The application form is complete and will show a status of 'Accepted,' the image will automatically be entered to the judging site. Once you have submitted, the entry cannot be modified.

Each photo entered into the Photo Contest is automatically entered for the People's Choice Award, viewable in the gallery for voting by the public and sharable with family and friends through social media. If you do not wish to enter your photo into the People's Choice Award contest, at time of entry you must uncheck the appropriate box for each photo in the submission form. Unchecking this box means your entered photo will be seen only by NWPC Judges and not available for viewing in the public gallery.

Entry Status:

- **Accepted:** Denotes a successful submitted image. An accepted entry **cannot** be edited nor deleted.
- **Completed:** Denotes entry still needs to be submitted to the judges. Entry can be edited or deleted.
- **Incomplete:** Denotes the application form is not completely filled out, click on the entry's title to complete the Photo Details form. Entry can be edited or deleted.

If you have more questions, please check out the [Help & FAQ page](#).


Thumbnail images below are for confirmation of your entries. Judges will review original images

Add Entry										View/Print Invoice	
Edit	No.	Entry Title	Category	Media	Status	Payment Status		Fee	Date Added	Delete	
								\$1.00			
		Wildlife Visitors			Completed	<input checked="" type="checkbox"/>	SUBMIT	\$0.00	07/23/2021	✘	
		Wildlife Observations Where People			Accepted	<input checked="" type="checkbox"/>		\$0.00	07/23/2021		
		Life, Work, Play, Learn, and Worship			Incomplete	<input checked="" type="checkbox"/>		\$1.00	07/21/2021		
								\$1.00			



Need additional help?

Click on the “Contact Us” and submit your question

 Garden for Wildlife
by National Wildlife Federation

Welcome ENTRANT

Home Rules Help & FAQ Add Entry Entries & Payment Gallery **Contact Us** Garden for Wildlife

Contact Garden for Wildlife™ Photo Contest

Your questions and feedback are very important to us. Check our [Frequently Asked Questions](#) to see if we've answered your question. If not, please fill out the form below with as much detail as possible, and we will respond to you as soon as we can. Customer Service hours are Monday-Friday, 9AM-4PM EST.

Thank you very much for helping us save wildlife!

Name *

First Name Last Name

Email address *
(e.g. john@example.com)

Address *

Address Line 1

Address Line 2

City State

Zip Code Country

Phone
(e.g. 1 201-234-5678)

I need help with (please select from the list): *

Tell us how we can help *

Please describe with details about the trouble you are experiencing. If possible, please include type of computer (Mac or PC), type of internet browser or type mobile device you are using.



Logging Out

Click on red button to logout.

Thank you for your support of the Garden for Wildlife Photo Contest.

